

# Social conscience

## Fund Objective

The fund aims to achieve long-term capital appreciation together with a growing income consistent with a policy of protecting the environment. The underlying fund's investment policy is to invest worldwide in companies which demonstrate a positive commitment to the long-term protection of the environment. The fund's objective is to outperform the benchmark over the longer-term, consistent with the funds description. The fund is managed by Jupiter and the portfolio managers are Noelle Guo and Jon Wallace.

## Fund Information

**Launch Date** 29/07/2005  
**Unit Price** 271.30p

This is a Actively Managed Fund.

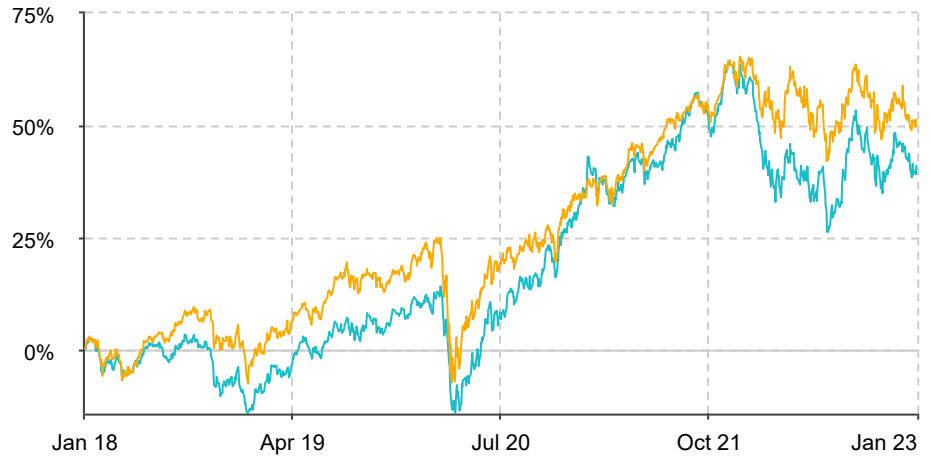
**Underlying Fund Launch Date** 01/04/1988

**Underlying Fund Size** £658.48m

**Portfolio Manager** Jon Wallace

**Benchmark** MSCI ACWI 100.00%

## Fund Performance (02/01/2018 - 30/12/2022)



■ Fund ■ Benchmark\*

### Cumulative Performance (to 31/12/2022)

	3 Months	6 Months	1 Year	3 Years	5 Years
Fund	1.99%	8.96%	-12.14%	28.40%	40.64%
Benchmark*	1.86%	3.26%	-7.49%	27.30%	51.50%

### Annualised Performance (to 31/12/2022)

	3 Years	5 Years	10 Years
Fund	8.69%	7.06%	10.42%
Benchmark*	8.38%	8.66%	12.20%

### Rolling Year Performance (to 31/12/2022)

	Year to 31/12/2018	Year to 31/12/2019	Year to 31/12/2020	Year to 31/12/2021	Year to 31/12/2022
Fund	-13.84%	27.14%	22.34%	19.46%	-12.14%
Benchmark*	-3.10%	22.81%	12.74%	22.07%	-7.49%

Source: FE fundinfo as at 31/12/2022. Performance in the chart is shown up to and including the last working day of the current quarter. You shouldn't use past performance as a measure of future performance.

Fund performance data is based on a single price basis, net of fees and expenses deducted from the unit price. Other charges may apply, which are specific to individual plans.

#### What is the dealing cycle?

The fund is forward priced, which means that the member gets the next available price after they invest. The fund has a dealing cycle of T + 0. This means that the money received on day T buys units at the valuation date price applicable at close of business on the same day.

#### Who is this factsheet for and what does it do?

This factsheet is intended for the members of the ITV Pension Scheme. Its purpose is to provide an insight into how investment markets and funds have performed over the period and is provided for information only. If you are not familiar with any of the investment terminology included on this factsheet, then please contact an adviser.

\*This is the benchmark that has been selected to compare the performance of the fund. Past performance data includes a period when the fund was provided by Prudential.

### Things you need to know

All funds carry some risk and you should consider these risks before making an investment decision. The value of investments and any income from them can fall as well as rise and will be reduced in real terms by the effects of inflation.

The main factors which may increase the risk of this fund include:

- The amount invested in company shares
- The split between government and corporate bonds
- The extent to which the fund invests in high yield assets
- The amount held in overseas assets
- Any concentration in specific areas or sectors

We've based this information on our current understanding of law and practice. We make every effort to ensure that this information is helpful, accurate and correct, but it may change or may not apply to your personal circumstances.

Issued by the Trustees of the ITV Pension Scheme. The information contained within this factsheet is provided by Scottish Widows. This factsheet should not be considered as a financial promotion.

### Contact Details

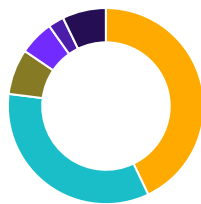
For more information, contact:  
 Scottish Widows Workplace Savings  
 PO Box 24173  
 69 Morrison Street  
 Edinburgh  
 EH3 1HP  
 0800 030 4428

### Fund Holdings

Jupiter Ecology

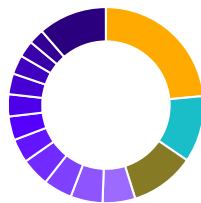
The Scottish Widows fund invests in Jupiter Ecology.

#### Asset Split as at 31/12/2022



North American Equities	42.90%
Europe ex UK Equities	34.10%
Japanese Equities	7.50%
UK Equities	5.70%
Asia Pacific ex Japan Equities	2.60%
Money Market	7.20%

#### Sector Split as at 31/12/2022



Electronic and Electrical Equipment	23.52%
Waste and Disposal Services	10.99%
Construction and Materials	10.66%
Alternative Energy	5.40%
Technology Hardware and Equipment	5.30%
Chemicals	4.74%
Automobiles and Parts	4.70%
Software and Computer Services	3.93%
Medical Equipment and Services	3.91%
Food Producers	3.67%
Industrial Engineering	3.41%
Electricity	3.15%
Gas, Water and Multi-utilities	2.73%
General Industrials	2.55%
Other	11.35%

Due to rounding figures may not add up to 100%.

#### Top Holdings

WASTE CONNECTIONS INC	3.38%
VESTAS WIND SYSTEMS	3.30%
SCHNEIDER ELECTRIC	3.19%
INFINEON TECHNOLOGIES AG	3.07%
REPUBLIC SERVICES INC	3.00%
LKQ CORP	2.92%
PRYSMIAN	2.91%
LINDE PLC	2.85%
THERMO FISHER SCIENTIFIC INC	2.76%
VEOLIA ENVIRON. SA	2.73%

This information is based on available data for the underlying Scottish Widows pension fund(s) and target fund holdings shown. Scottish Widows sources its funds data from FE fundinfo. The timeliness of this data is affected by the speed and regularity of their publication by the fund administrator.

## Further Information

**Cumulative Performance** - Cumulative Performance shows the total growth of the fund over a specified period of time, expressed as a percentage of the value at the start of the period.

**Annualised Performance** - Annualised Performance shows the conversion of the growth of the fund over 3, 5 and 10 year periods into an equivalent annual rate, to aid comparison between different investments. The annual return is compounded over the time period being measured.

**Rolling Year Performance** - Rolling Year Performance shows the growth of the fund in percentage terms over each of the last five calendar years. The periods run up to the latest calendar quarter end (March, June, September and December).

**Fund Management** - Funds were managed by Zurich Assurance Ltd until 30 June 2019.

Scottish Widows Limited. Registered in England and Wales No. 3196171.  
Registered Office in the United Kingdom at 25 Gresham Street, London EC2V 7HN.

Authorised by the Prudential Regulation Authority and regulated by the Financial Conduct Authority and the Prudential Regulation Authority. Financial Services Register number 181655

---

Source: FTSE International Limited ("FTSE"). FTSE is a trademark of the London Stock Exchange Group companies and is used by FTSE under license. All rights in the FTSE indices and/or FTSE ratings vest in FTSE and/or its licensors. Neither FTSE nor its licensors accept any liability for any errors or omissions in the FTSE indices and / or FTSE ratings or underlying data. No further distribution of FTSE Data is permitted without FTSE's express written consent. The Industry Classification Benchmark ("ICB") is owned by FTSE International Limited ("FTSE"). "FTSE" is a trademark of the London Stock Exchange Group companies and is used by FTSE under license. FTSE does not accept any liability to any person for any loss or damage arising out of any error or omission in the ICB.

This factsheet is powered by data from FE fundinfo. (<https://www.fe-fundinfo.com>)

